


Pickleball Court Photometric Analysis

2 20' Poles and 2 APTA 720s

33 Avg. fc - 1.51 Max/Min



This photometric study was generated using methods recommended by the Illuminating Engineering Society of North America (IESNA). The calculations in this report are based on data provided by a third party. The accuracy of this report is dependent on the accuracy of the data provided. End user environment and application including but not limited to voltage variation and dirt accumulation can cause actual photometric performance to differ from the performance calculated using the data provided. This report is provided without warranty as to accuracy, completeness, reliability or otherwise. In no event will Access Fixtures be responsible for any loss resulting from use of this report.

Lighting Specialist I (Certified LS1)

Access Fixtures
 800-468-9925
 sales@accessfixtures.com



To Don Dolittle,

I'm writing this to explain the technical data presented in this photometric analysis to those who I'm not able to speak with directly.

Key Points

- A photometric analysis provides a multidimensional simulation of a lighting design engineered to accomplish a application specific outcome, in this case a Pickleball Court that meets sporting standards. The criteria for each photometric varies by sport, application, municipal code, safety standard, structural restrictions, and personal preferences. We use Illuminating Engineering Society (IES) standards as well as specialist expertise when engineering lighting plans.

- Each sport has different lighting requirements with regard to footcandles, max/min ratio, and the location, height and angle of the fixtures.

- Important Sports Factors

- Footcandles:

Simply put, this is a unit of measurement for the amount of light projected onto a specific surface. More footcandles are required for fast moving sports with small balls such as hockey, tennis, and pickleball because it is more difficult to see the object in motion. Fewer footcandles are required for sports with large and/or slower moving balls such as basketball and bocce ball because it is easier to see the moving object.

- Max/Min:

A measure of how evenly the light is distributed on a specific surface. Lower max/min ratios are required for fast moving sports with small objects. If you have a high max/min ratio with "poor" lighting in one zone and "good" lighting in the other, when the ball is in motion you could lose sight of it when turning your head. Alternatively, if you had "good" light in one zone and "great" light in another, you would still lose track of the ball when tracking from zone to zone. *The reason for this is because, regardless of how many footcandles of light there are, if there is a contrast between two areas, your pupils will dilate and you can lose sight of your target.*


- Pole and fixture height, location and angles:

These factors vary based on the direction the light needs to be projected toward or restricted from as well as the game style, player body mechanics, and glare that may interfere with a players ability to perform. *If a sport requires that a player look upward, directly into the lighting fixture, they will experience discomfort due to glare and will be unable to play properly if light is not diffused.*

- Lighting Factors

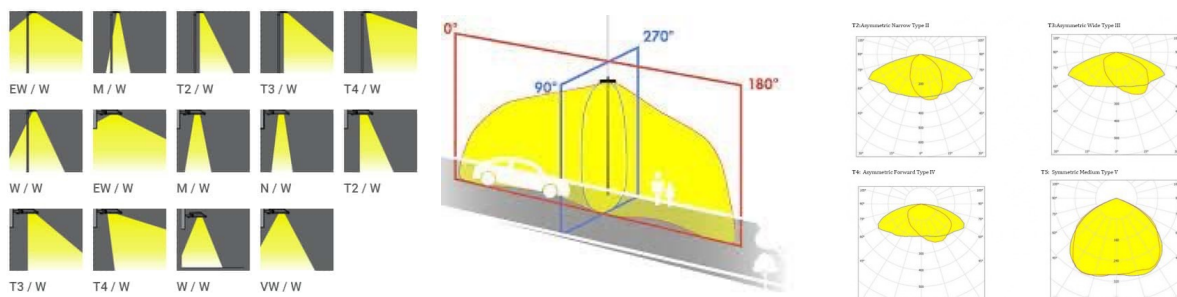
- Kelvin:

This is a measure of the color "warmth". Most applications use between 3000k-5000k.



- Optics:

There are many types of optics that project light in unimaginable ways. Sometimes its spherical, other times it's tubular, other times it is oblong. Furthermore, optics dictate the directions in which light is cast to ensure it's hitting the correct areas efficiently and without excessive light trespass.





Pickleball-(2)20'Poles-(2)APTA720-(33)fc-(1.51)mm

Lighting Specialist I (Certified LS1)

Access Fixtures

800-468-9925

sales@accessfixtures.com

Table of contents

Project Cover	1
Table of contents	2
Luminaire parts list	3
AF88XPBD720-T4S-30K-3535F-V2-BLS	
Luminaire Data Sheet	4
Exterior Scene 1	
Planning data	5
Luminaires (layout plan)	6
Luminaires (coordinates list)	7
3D Rendering	8
False Colour Rendering	9
Exterior Surfaces	
Pickleball 1 Calculation Grid (PA)	
Value Chart (E, Perpendicular)	10
Illumination within 30ft of the site perimeter	
Value Chart (E, Perpendicular)	11

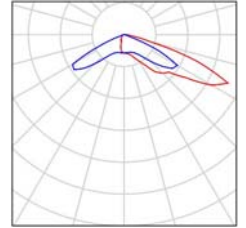


Pickleball-(2)20'Poles-(2)APTA720-(33)fc-(1.51)mm

Don Dolittle / Luminaire parts list

2 Pieces AF88XPBD720-T4S-30K-3535F-V2-BLS
Article No.:
Luminous flux (Luminaire): 66042 lm
Luminous flux (Lamps): 66201 lm
Luminaire Wattage: 681.1 W
Luminaire classification according to CIE: 100
CIE flux code: 19 56 94 100 100
Fitting: 1 x 3000K 3535F-V2 (Correction Factor 1.000).

See our luminaire catalog for an image of the luminaire.



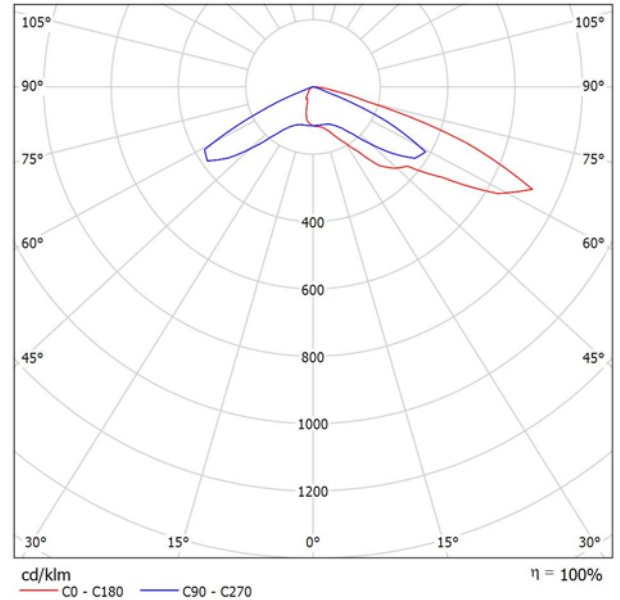


Pickleball-(2)20'Poles-(2)APTA720-(33)fc-(1.51)mm

AF88XPBD720-T4S-30K-3535F-V2-BLS / Luminaire Data Sheet

Luminous emittance 1:

See our luminaire catalog for an image of the luminaire.



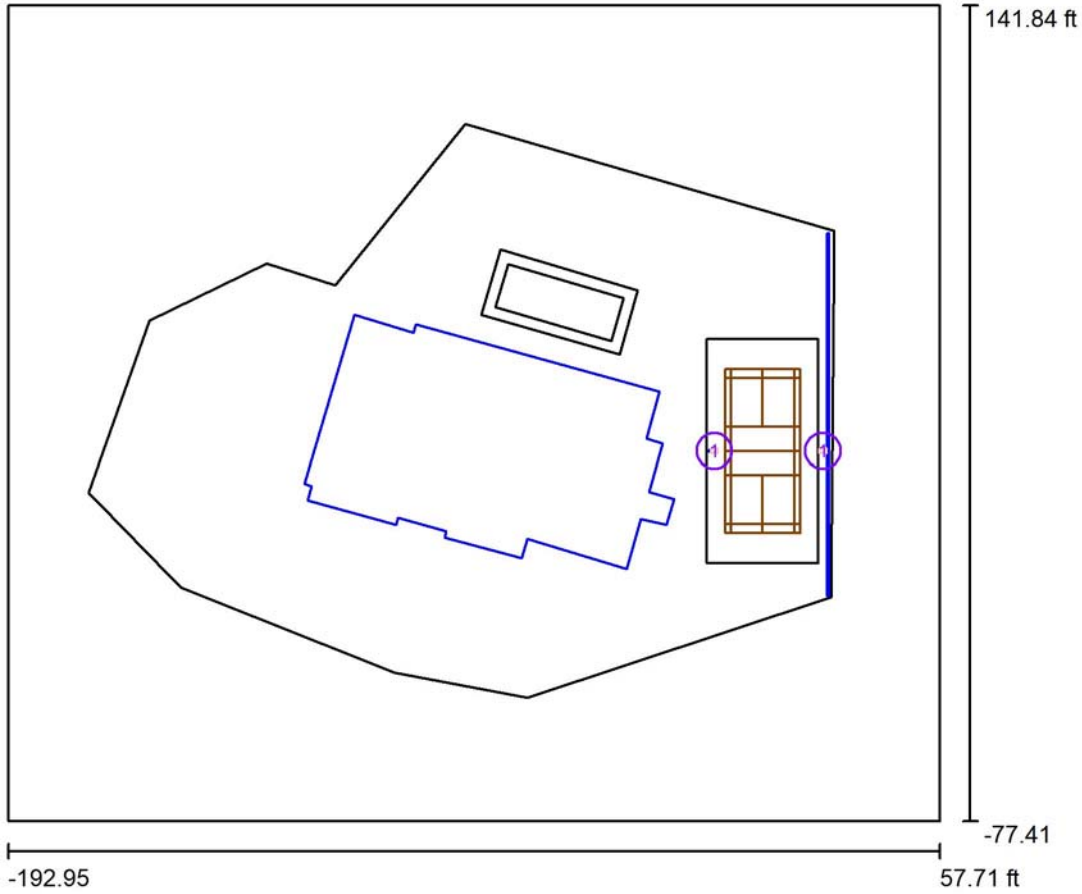
Luminaire classification according to CIE: 100
CIE flux code: 19 56 94 100 100

Due to missing symmetry properties, no UGR table can be displayed for this luminaire.



Pickleball-(2)20'Poles-(2)APTA720-(33)fc-(1.51)mm

Exterior Scene 1 / Planning data



Maintenance factor: 0.90, ULR (Upward Light Ratio): 0.0%

Scale 1:620

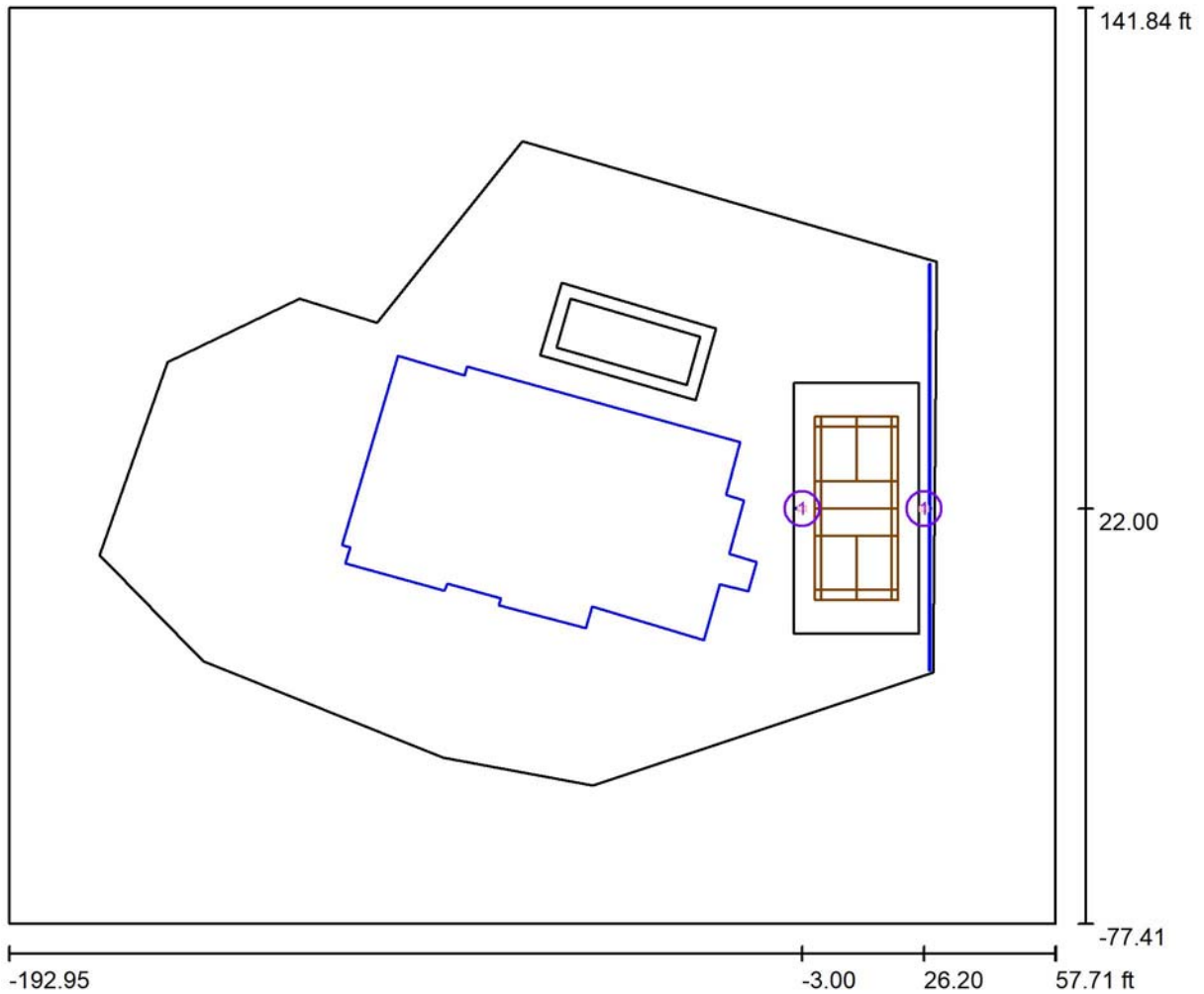
Luminaire Parts List

No.	Pieces	Designation (Correction Factor)	Φ (Luminaire) [lm]	Φ (Lamps) [lm]	P [W]
1	2	AF88XPBD720-T4S-30K-3535F-V2-BLS (1.000)	66042	66201	681.1
			Total: 132084	Total: 132403	1362.2



Pickleball-(2)20'Poles-(2)APTA720-(33)fc-(1.51)mm

Exterior Scene 1 / Luminaires (layout plan)



Scale 1 : 547

Luminaire Parts List

No.	Pieces	Designation
1	2	AF88XPBD720-T4S-30K-3535F- V2-BLS

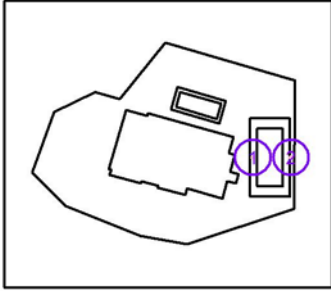


Pickleball-(2)20'Poles-(2)APTA720-(33)fc-(1.51)mm

Exterior Scene 1 / Luminaires (coordinates list)

AF88XPBD720-T4S-30K-3535F-V2-BLS

66042 lm, 681.1 W, 1 x 1 x 3000K 3535F-V2 (Correction Factor 1.000).




No.	Position [ft]			Rotation [°]		
	X	Y	Z	X	Y	Z
1	-3.000	22.000	20.000	0.0	0.0	0.0
2	26.200	22.000	20.000	0.0	0.0	-180.0



Pickleball-(2)20'Poles-(2)APTA720-(33)fc-(1.51)mm

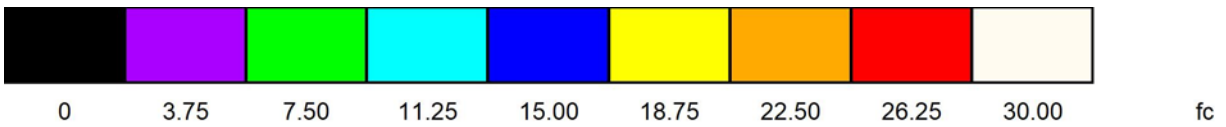

Exterior Scene 1 / 3D Rendering





Pickleball-(2)20'Poles-(2)APTA720-(33)fc-(1.51)mm

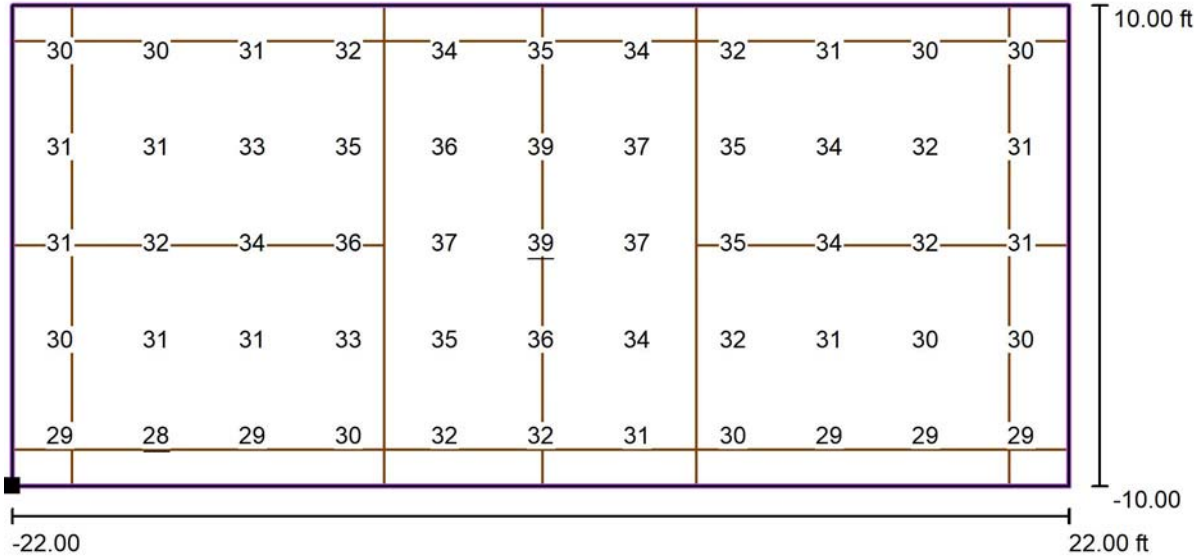
Exterior Scene 1 / False Colour Rendering





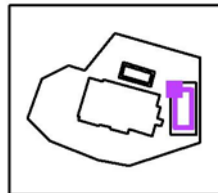
Pickleball-(2)20'Poles-(2)APTA720-(33)fc-(1.51)mm

Exterior Scene 1 / Pickleball 1 Calculation Grid (PA) / Value Chart (E, Perpendicular)



Values in Footcandles, Scale 1 : 96

Position of surface in external scene:
Marked point: (0.000 ft, 44.000 ft, 0.000 ft)




Grid: 11 x 5 Points

E_{av} [fc]	E_{min} [fc]	E_{max} [fc]	u0	E_{min} / E_{max}
32	28	39	0.87	0.72



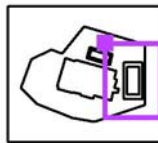
Pickleball-(2)20'Poles-(2)APTA720-(33)fc-(1.51)mm

Exterior Scene 1 / Illumination within 30ft of the site perimeter / Value Chart (E, Perpendicular)



Values in Footcandles, Scale 1 : 296

Position of surface in external scene:
Marked point: (-35.000 ft, 82.000 ft, 0.000 ft)



Grid: 144 Points

E_{av} [fc]	E_{min} [fc]	E_{max} [fc]	u0	E_{min} / E_{max}
3.96	0.00	21	0.00	0.00