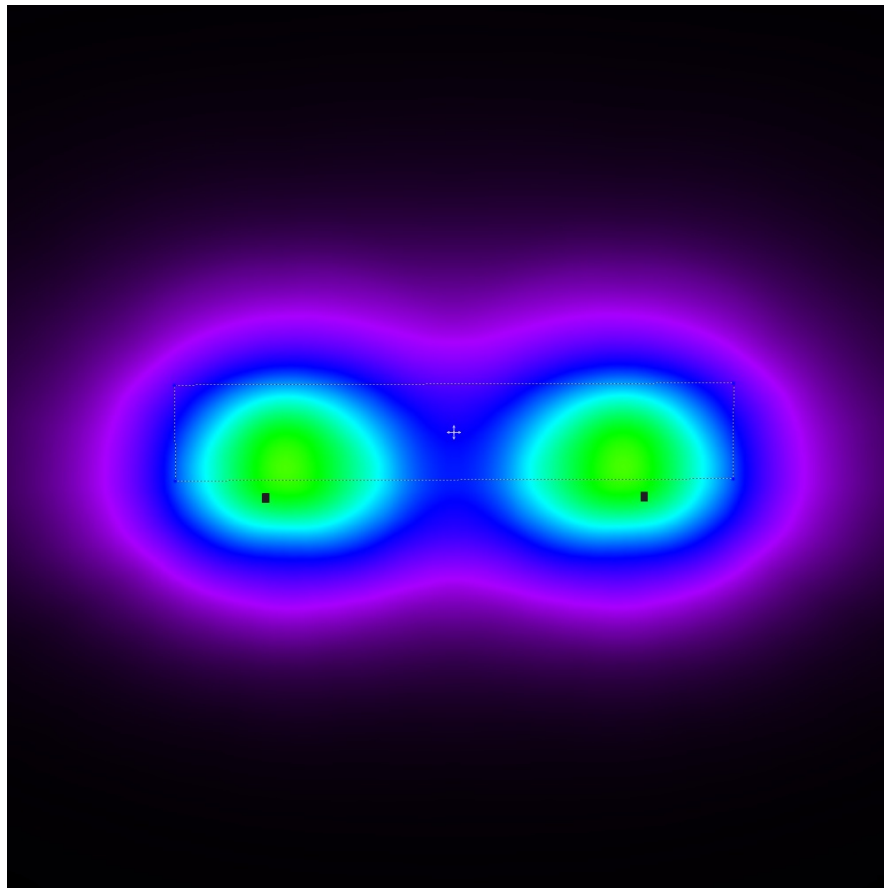


12' x 70' Bocce Court

2 16' Poles and 2 CARO 178s

11fc - 2.83 Max/Min



0 3.75 7.50 11.25 15.00 18.75 22.50 26.25 30.00

fc

This photometric report will be generated using methods recommended by the Illuminating Engineering Society of North America (IESNA). The calculations in this report will be based on data provided by a third party. The accuracy of this photometric report is dependent on the accuracy of the data provided. Enduser environment and application (including, but not limited to voltage variation and dirt accumulation) can cause actual photometric performance to differ from the performance calculated using the data provided. This report will be provided without warranty as to accuracy, completeness, reliability, or otherwise. In no event will Access Fixtures be responsible for any loss resulting from any use of this report.

Access Fixtures
40 Jackson St. Worcester, MA

Operator
Telephone 800-468-9925
Fax
e-Mail Sales@AccessFixtures.com

Table of contents

Bocce Court	
Project Cover	1
Table of contents	2
Luminaire parts list	3
Access Fixtures CARO 178 T3 AF55XLED-6098A180UNV850T3 Outdoor Pole/...	
Luminaire Data Sheet	4
Exterior Scene 1	
Luminaires (layout plan)	5
Luminaires (coordinates list)	6
3D Rendering	7
False Color Rendering	8
Exterior Surfaces	
Bocce Court	
Isolines (E, Perpendicular)	9
Greyscale (E, Perpendicular)	10
Value Chart (E, Perpendicular)	11
20ft Outer Zone	
Isolines (E, Perpendicular)	12
Greyscale (E, Perpendicular)	13
Value Chart (E, Perpendicular)	14

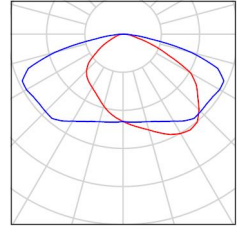
Access Fixtures
40 Jackson St. Worcester, MA

Operator
Telephone 800-468-9925
Fax
e-Mail Sales@AccessFixtures.com

Bocce Court / Luminaire parts list

2 Pieces Access Fixtures CARO 178 T3 AF55XLED-6098A180UNV850T3 Outdoor Pole/Arm-Mounted Area Luminaires
Article No.: CARO 178 T3 AF55XLED-6098A180UNV850T3
Luminous flux (Luminaire): 20648 lm
Luminous flux (Lamps): 20657 lm
Luminaire Wattage: 177.5 W
Luminaire classification according to CIE: 100
CIE flux code: 38 73 95 100 100
Fitting: 1 x User defined (Correction Factor 1.000).

See our luminaire catalog
for an image of the
luminaire.



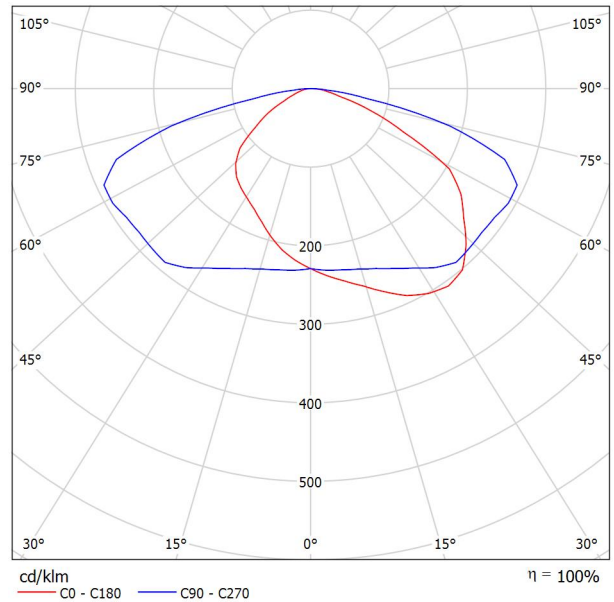
Access Fixtures
40 Jackson St. Worcester, MA

Operator
Telephone 800-468-9925
Fax
e-Mail Sales@AccessFixtures.com

Access Fixtures CARO 178 T3 AF55XLED-6098A180UNV850T3 Outdoor Pole/Arm-Mounted Area Luminaires / Luminaire Data Sheet

Luminous emittance 1:

See our luminaire catalog for an image of the luminaire.



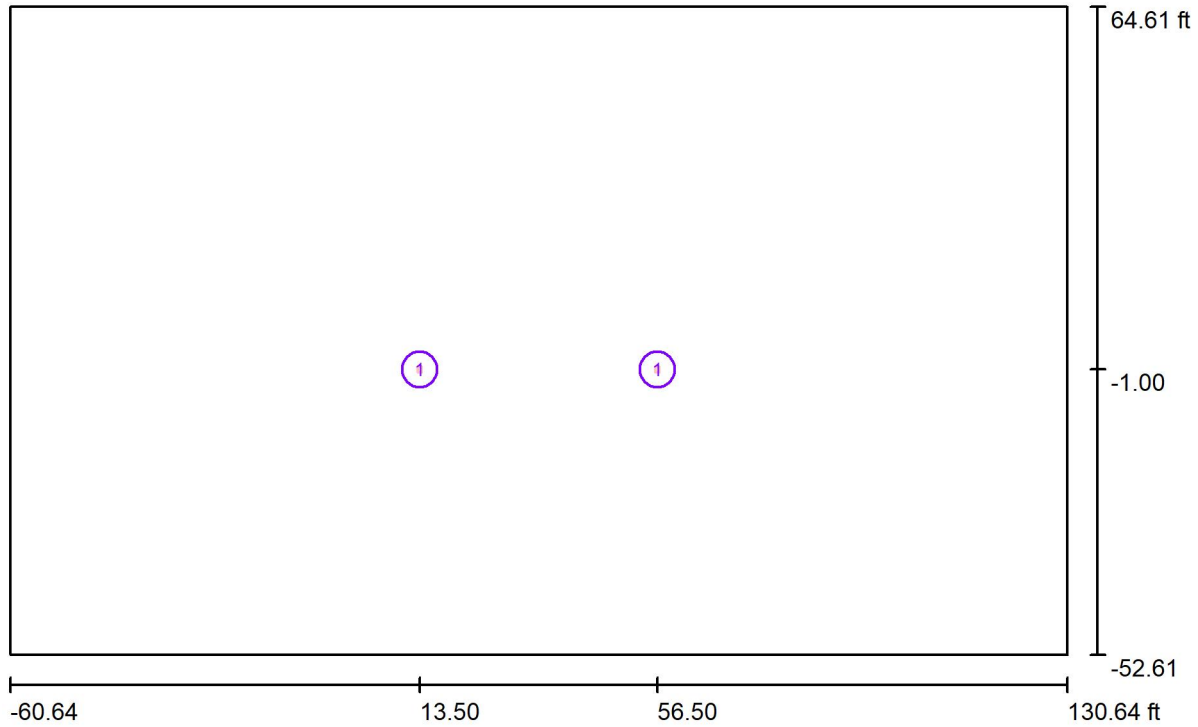
Luminaire classification according to CIE: 100
CIE flux code: 38 73 95 100 100

Due to missing symmetry properties, no UGR table can be displayed for this luminaire.

Access Fixtures
40 Jackson St. Worcester, MA

Operator
Telephone 800-468-9925
Fax
e-Mail Sales@AccessFixtures.com

Exterior Scene 1 / Luminaires (layout plan)



Scale 1 : 417

Luminaire Parts List

No.	Pieces	Designation
1	2	Access Fixtures CARO 178 T3 AF55XLED-6098A180UNV850T3 Outdoor Pole/Arm-Mounted Area Luminaires

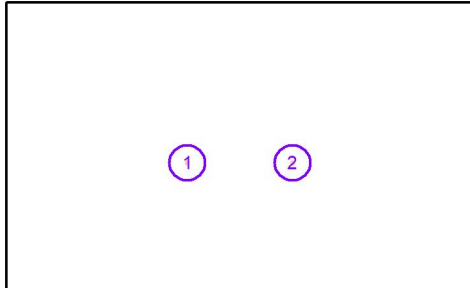
Access Fixtures
 40 Jackson St. Worcester, MA

Operator
 Telephone 800-468-9925
 Fax
 e-Mail Sales@AccessFixtures.com

Exterior Scene 1 / Luminaires (coordinates list)

Access Fixtures CARO 178 T3 AF55XLED-6098A180UNV850T3 Outdoor Pole/Arm-Mounted Area Luminaires

20648 lm, 177.5 W, 1 x 1 x User defined (Correction Factor 1.000).




No.	Position [ft]			Rotation [°]		
	X	Y	Z	X	Y	Z
1	13.500	-1.000	16.000	0.0	0.0	90.0
2	56.500	-1.000	16.000	0.0	0.0	90.0



Access Fixtures
40 Jackson St. Worcester, MA

Operator
Telephone 800-468-9925
Fax
e-Mail Sales@AccessFixtures.com


Exterior Scene 1 / 3D Rendering



Access Fixtures
40 Jackson St. Worcester, MA

Operator
Telephone 800-468-9925
Fax
e-Mail Sales@AccessFixtures.com

Exterior Scene 1 / False Color Rendering

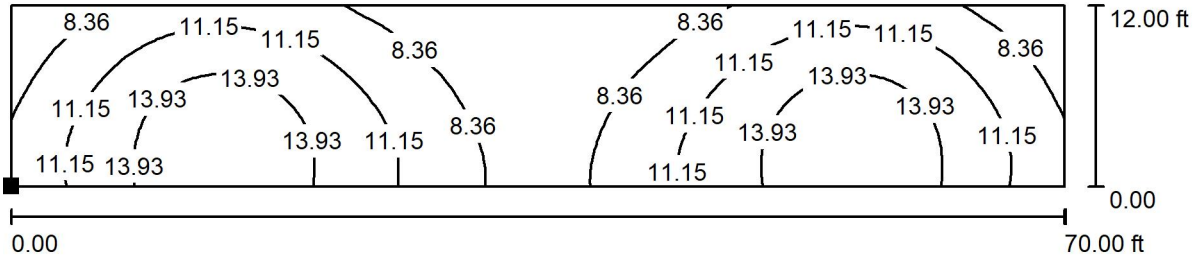


0 3.75 7.50 11.25 15.00 18.75 22.50 26.25 30.00 fc

Access Fixtures
40 Jackson St. Worcester, MA

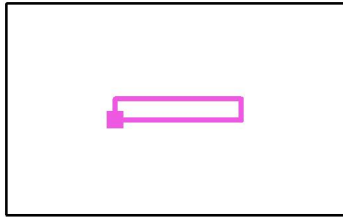
Operator
Telephone 800-468-9925
Fax
e-Mail Sales@AccessFixtures.com

Exterior Scene 1 / Bocce Court / Isolines (E, Perpendicular)



Values in Footcandles, Scale 1 : 153

Position of surface in external scene:
Marked point:
(0.000 ft, 0.000 ft, 0.000 ft)



Grid: 128 x 32 Points

E_{av} [fc]
11

E_{min} [fc]
5.65

E_{max} [fc]
16

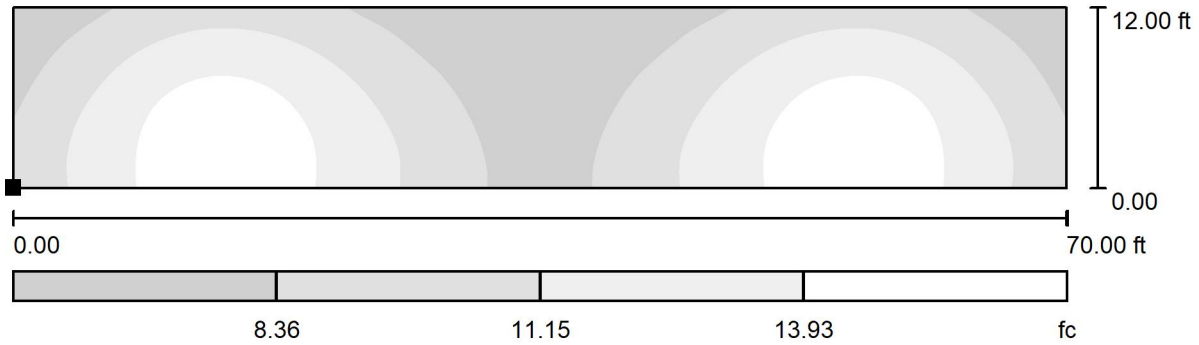
$u0$
0.520

E_{min} / E_{max}
0.352

Access Fixtures
40 Jackson St. Worcester, MA

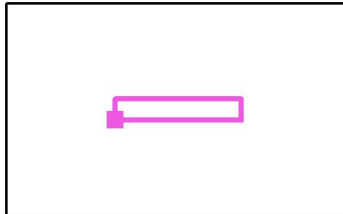
Operator
Telephone 800-468-9925
Fax
e-Mail Sales@AccessFixtures.com

Exterior Scene 1 / Bocce Court / Greyscale (E, Perpendicular)



Scale 1 : 153

Position of surface in external scene:
Marked point:
(0.000 ft, 0.000 ft, 0.000 ft)



Grid: 128 x 32 Points

E_{av} [fc]
11

E_{min} [fc]
5.65

E_{max} [fc]
16

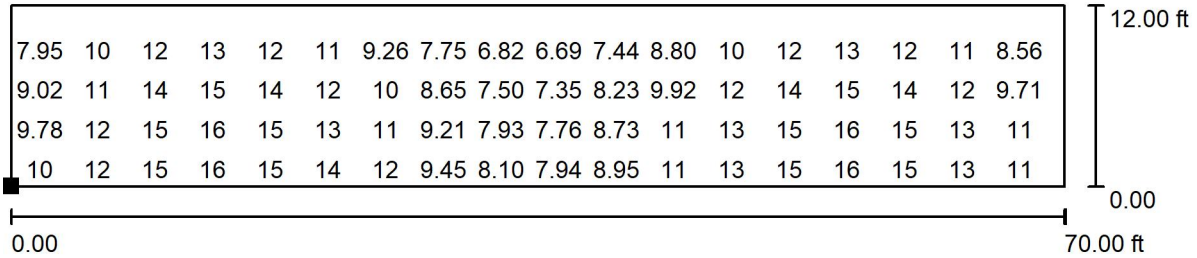
$u0$
0.520

E_{min} / E_{max}
0.352

Access Fixtures
40 Jackson St. Worcester, MA

Operator
Telephone 800-468-9925
Fax
e-Mail Sales@AccessFixtures.com


Exterior Scene 1 / Bocce Court / Value Chart (E, Perpendicular)



Values in Footcandles, Scale 1 : 153

Not all calculated values could be displayed.

Position of surface in external scene:
Marked point:
(0.000 ft, 0.000 ft, 0.000 ft)



Grid: 128 x 32 Points

E_{av} [fc]
11

E_{min} [fc]
5.65

E_{max} [fc]
16

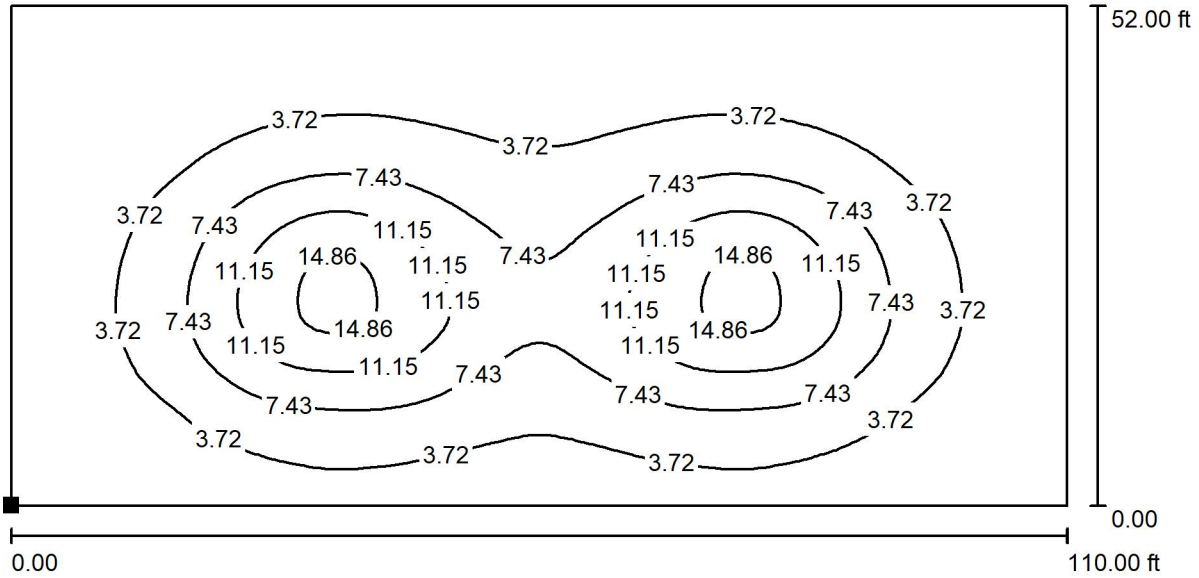
$u0$
0.520

E_{min} / E_{max}
0.352

Access Fixtures
 40 Jackson St. Worcester, MA

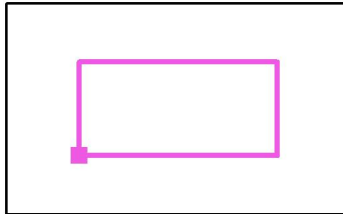
Operator
 Telephone 800-468-9925
 Fax
 e-Mail Sales@AccessFixtures.com

Exterior Scene 1 / 20ft Outer Zone / Isolines (E, Perpendicular)



Values in Footcandles, Scale 1 : 240

Position of surface in external scene:
 Marked point:
 (-20.000 ft, -20.000 ft, 0.000 ft)



Grid: 128 x 128 Points

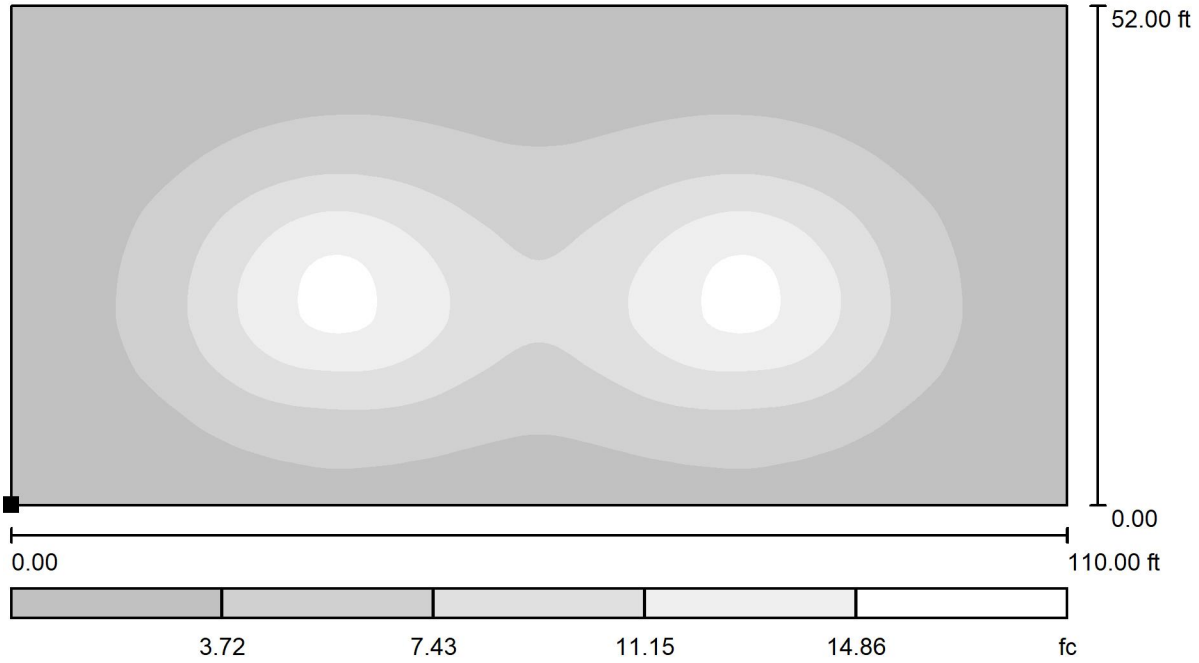
E_{av} [fc]	E_{min} [fc]	E_{max} [fc]	$u0$	E_{min} / E_{max}
4.93	0.35	16	0.070	0.022



Access Fixtures
40 Jackson St. Worcester, MA

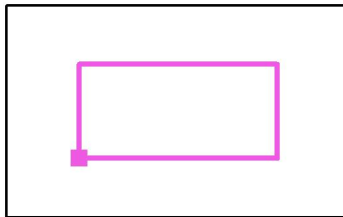
Operator
Telephone 800-468-9925
Fax
e-Mail Sales@AccessFixtures.com

Exterior Scene 1 / 20ft Outer Zone / Greyscale (E, Perpendicular)



Scale 1 : 240

Position of surface in external scene:
Marked point:
(-20.000 ft, -20.000 ft, 0.000 ft)



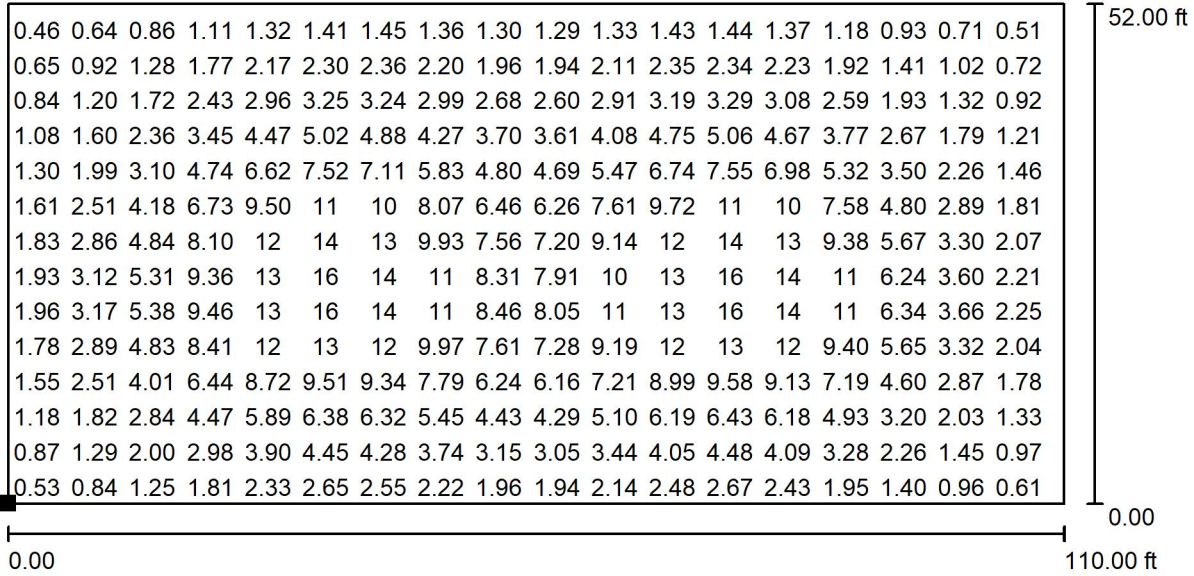
Grid: 128 x 128 Points

E_{av} [fc]	E_{min} [fc]	E_{max} [fc]	u0	E_{min} / E_{max}
4.93	0.35	16	0.070	0.022

Access Fixtures
40 Jackson St. Worcester, MA

Operator
Telephone 800-468-9925
Fax
e-Mail Sales@AccessFixtures.com

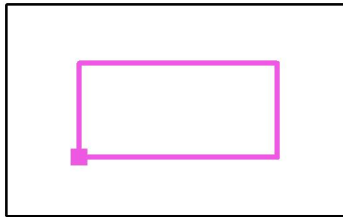
Exterior Scene 1 / 20ft Outer Zone / Value Chart (E, Perpendicular)



Values in Footcandles, Scale 1 : 240

Not all calculated values could be displayed.

Position of surface in external scene:
Marked point:
(-20.000 ft, -20.000 ft, 0.000 ft)



Grid: 128 x 128 Points

E_{av} [fc]
4.93

E_{min} [fc]
0.35

E_{max} [fc]
16

u_0
0.070

E_{min} / E_{max}
0.022