

LUVO 24 42"
Emits > 1fc Up to 14' Away
From the Bollard Light



This photometric report will be generated using methods recommended by the Illuminating Engineering Society of North America (IESNA). The calculations in this report will be based on data provided by a third party. The accuracy of this photometric report is dependent on the accuracy of the data provided. Enduser environment and application (including, but not limited to voltage variation and dirt accumulation) can cause actual photometric performance to differ from the performance calculated using the data provided. This report will be provided without warranty as to accuracy, completeness, reliability, or otherwise. In no event will Access Fixtures be responsible for any loss resulting from any use of this report.

Access Fixtures
40 Jackson St. Worcester, MA

Operator
Telephone 800-468-9925
Fax
e-Mail Sales@AccessFixtures.com

Table of contents

LUVO 24 42"	
Project Cover	1
Table of contents	2
Access Fixtures LUVO 24 Round Top or Flat Top LUVO 24 AF33XBOLQF or...	
Luminaire Data Sheet	3
Exterior Scene 1	
3D Rendering	4
False Color Rendering	5
Exterior Surfaces	
Calculation Surface	
Isolines (E, Perpendicular)	6
Greyscale (E, Perpendicular)	7
Value Chart (E, Perpendicular)	8

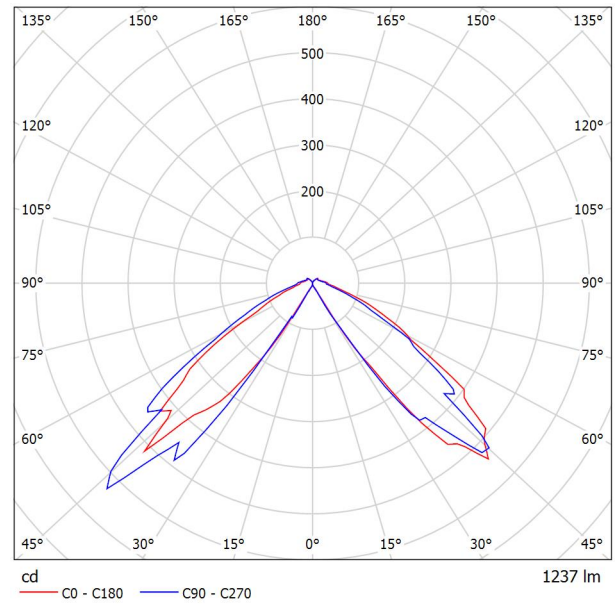
Access Fixtures
40 Jackson St. Worcester, MA

Operator
Telephone 800-468-9925
Fax
e-Mail Sales@AccessFixtures.com

Access Fixtures LUVO 24 Round Top or Flat Top LUVO 24 AF33XBOLQF or AF33XBOFRLQF WITH ONE 22 WATT 5K TYPE V LED ARRAY / Luminaire Data Sheet

Luminous emittance 1:

See our luminaire catalog for an image of the luminaire.



Luminaire classification according to CIE: 92
CIE flux code: 19 76 94 92 100


Due to missing symmetry properties, no UGR table can be displayed for this luminaire.

LUVO 24 42"

Access Fixtures
40 Jackson St. Worcester, MA

Operator
Telephone 800-468-9925
Fax
e-Mail Sales@AccessFixtures.com

Exterior Scene 1 / 3D Rendering

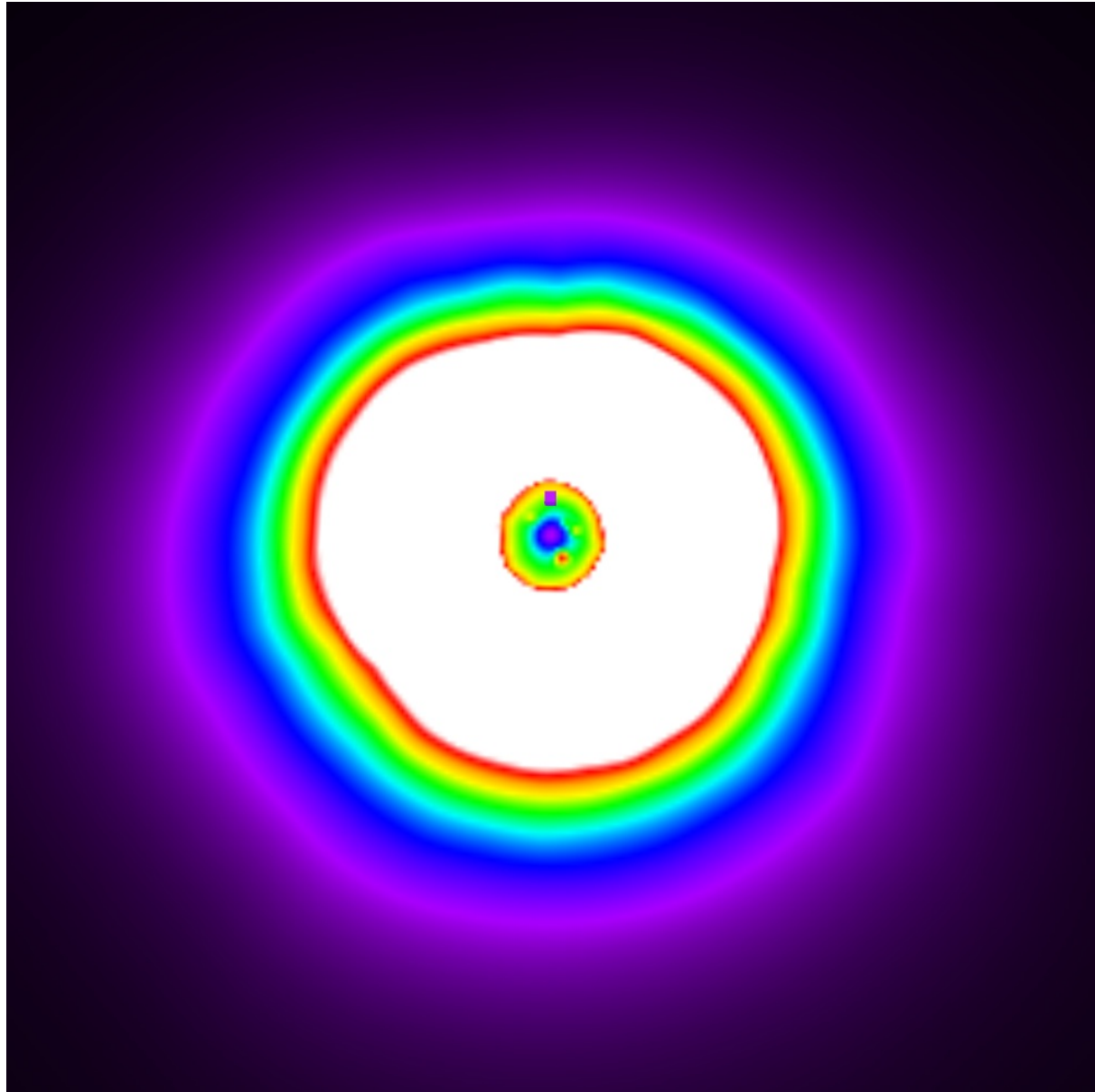




Access Fixtures
40 Jackson St. Worcester, MA

Operator
Telephone 800-468-9925
Fax
e-Mail Sales@AccessFixtures.com

Exterior Scene 1 / False Color Rendering

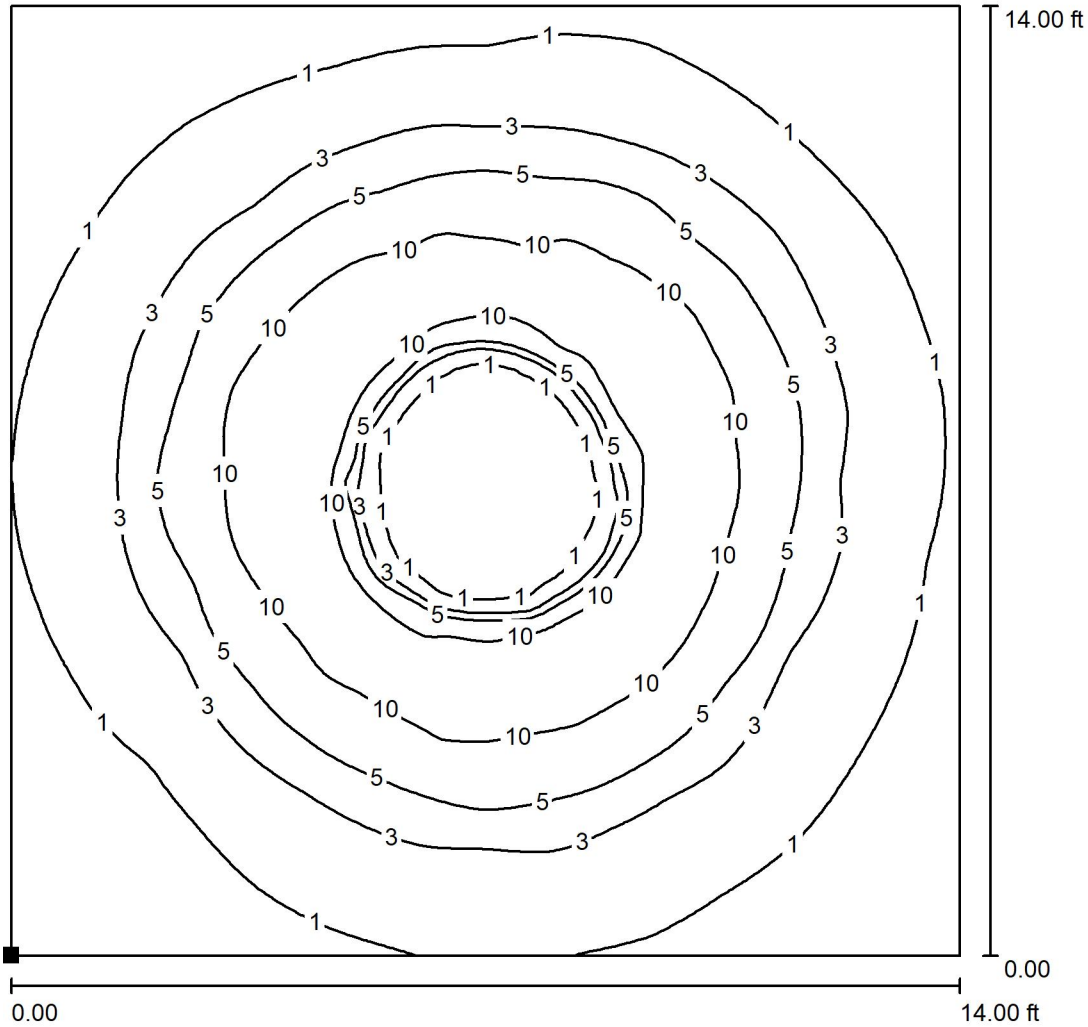


0 0.13 0.25 0.38 0.50 0.63 0.75 0.88 1.00 fc

Access Fixtures
40 Jackson St. Worcester, MA


Operator
Telephone 800-468-9925
Fax
e-Mail Sales@AccessFixtures.com

Exterior Scene 1 / Calculation Surface / Isolines (E, Perpendicular)



Values in Footcandles, Scale 1 : 34

Position of surface in external scene:
Marked point:
(-7.000 ft, -7.000 ft, 0.000 ft)



Grid: 128 x 128 Points

E_{av} [fc]
4.04

E_{min} [fc]
0.10

E_{max} [fc]
18


u_0
0.025

E_{min} / E_{max}
0.006

Access Fixtures
40 Jackson St. Worcester, MA


Operator
Telephone 800-468-9925
Fax
e-Mail Sales@AccessFixtures.com

Exterior Scene 1 / Calculation Surface / Greyscale (E, Perpendicular)



Scale 1 : 37

Position of surface in external scene:
Marked point:
(-7.000 ft, -7.000 ft, 0.000 ft)



Grid: 128 x 128 Points

E_{av} [fc]
4.04

E_{min} [fc]
0.10

E_{max} [fc]
18

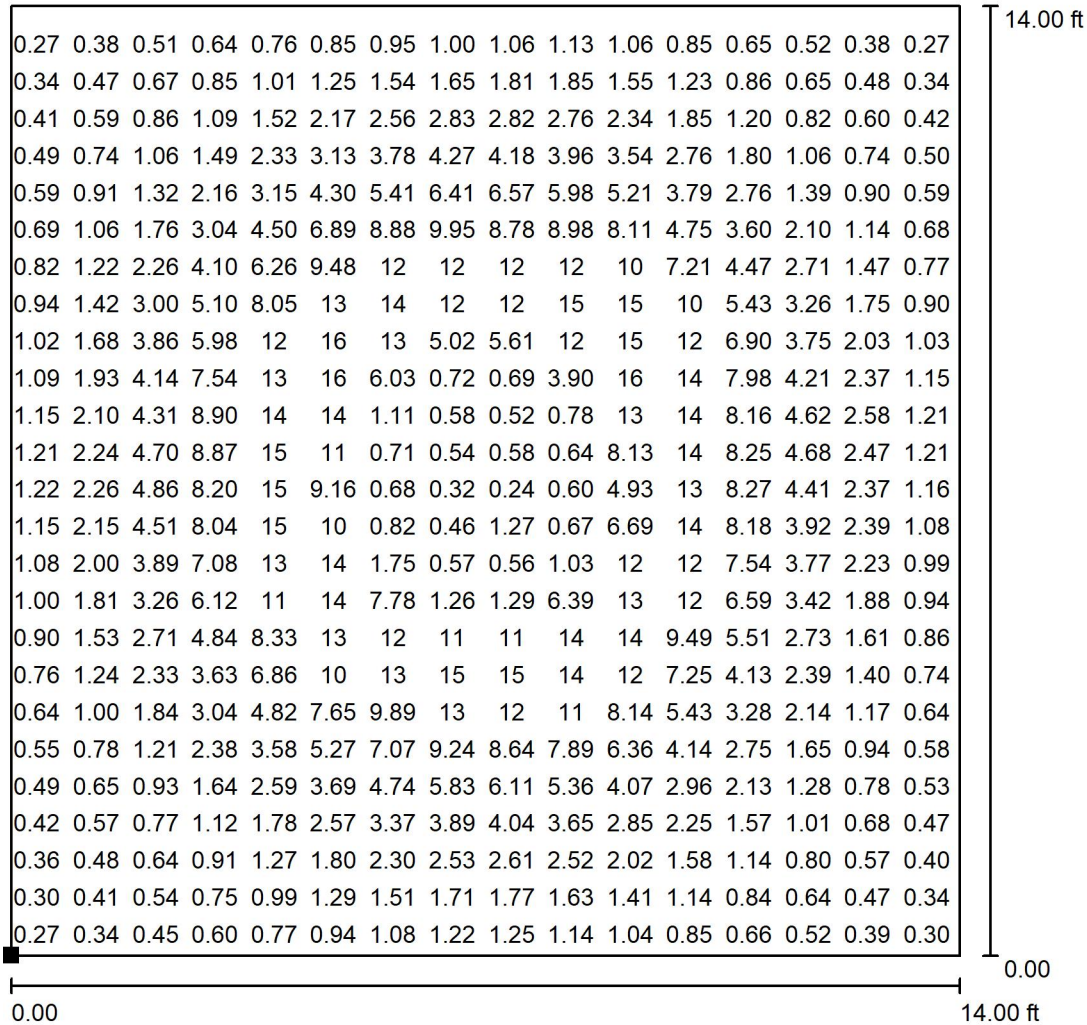
u_0
0.025

E_{min} / E_{max}
0.006

Access Fixtures
40 Jackson St. Worcester, MA

Operator
Telephone 800-468-9925
Fax
e-Mail Sales@AccessFixtures.com


Exterior Scene 1 / Calculation Surface / Value Chart (E, Perpendicular)



Values in Footcandles, Scale 1 : 34

Not all calculated values could be displayed.

Position of surface in external scene:
Marked point:
(-7.000 ft, -7.000 ft, 0.000 ft)



Grid: 128 x 128 Points

E_{av} [fc]	E_{min} [fc]	E_{max} [fc]	u0	E_{min} / E_{max}
4.04	0.10	18	0.025	0.006