

TEFA 24 42"
Emits > 1fc Up to 18' Away
From the Bollard Light



This photometric report will be generated using methods recommended by the Illuminating Engineering Society of North America (IESNA). The calculations in this report will be based on data provided by a third party. The accuracy of this photometric report is dependent on the accuracy of the data provided. Enduser environment and application (including, but not limited to voltage variation and dirt accumulation) can cause actual photometric performance to differ from the performance calculated using the data provided. This report will be provided without warranty as to accuracy, completeness, reliability, or otherwise. In no event will Access Fixtures be responsible for any loss resulting from any use of this report.



Access Fixtures
40 Jackson St. Worcester, MA

Operator
Telephone 800-468-9925
Fax
e-Mail Sales@AccessFixtures.com

Table of contents

TEFA 24 42"	
Project Cover	1
Table of contents	2
QSSI TEFA 24 Round Top or Flat Top TEFA 24 AF33XBOGQF or AF33XBOFGQ...	
Luminaire Data Sheet	3
Exterior Scene 1	
3D Rendering	4
False Color Rendering	5
Exterior Surfaces	
Calculation Surface	
Isolines (E, Perpendicular)	6
Greyscale (E, Perpendicular)	7
Value Chart (E, Perpendicular)	8

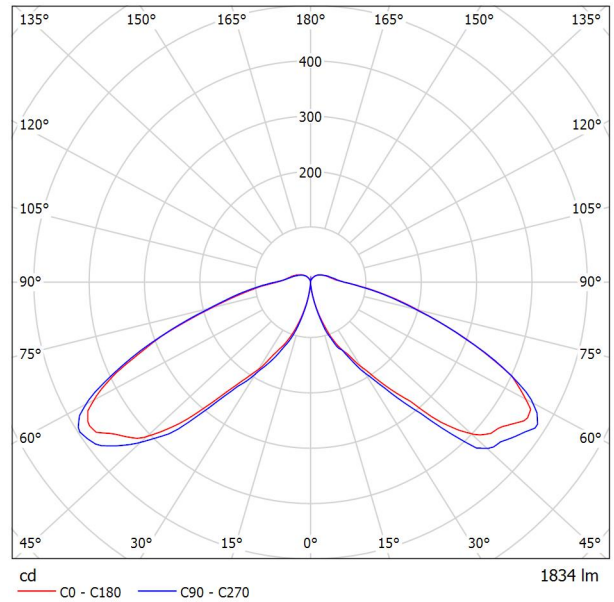
Access Fixtures
40 Jackson St. Worcester, MA

Operator
Telephone 800-468-9925
Fax
e-Mail Sales@AccessFixtures.com

QSSI TEFA 24 Round Top or Flat Top TEFA 24 AF33XBOGQF or AF33XBOFGQF WITH ONE 22 WATT 5K TYPE V LED ARRAY / Luminaire Data Sheet

See our luminaire catalog for an image of the luminaire.

Luminous emittance 1:



Luminaire classification according to CIE: 91
CIE flux code: 16 57 89 91 100

Due to missing symmetry properties, no UGR table can be displayed for this luminaire.



Access Fixtures
40 Jackson St. Worcester, MA

Operator
Telephone 800-468-9925
Fax
e-Mail Sales@AccessFixtures.com

Exterior Scene 1 / 3D Rendering

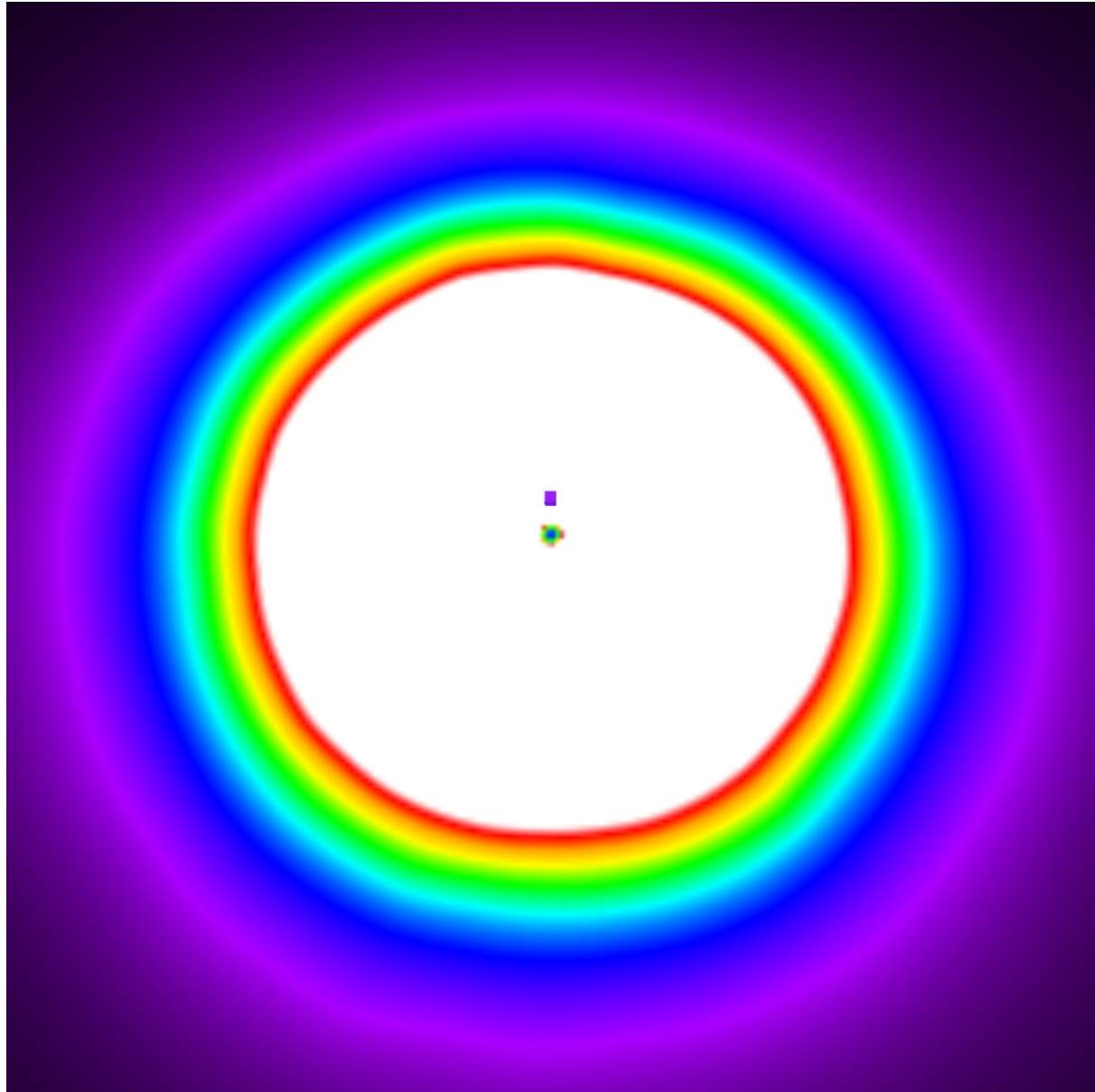




Access Fixtures
40 Jackson St. Worcester, MA

Operator
Telephone 800-468-9925
Fax
e-Mail Sales@AccessFixtures.com

Exterior Scene 1 / False Color Rendering

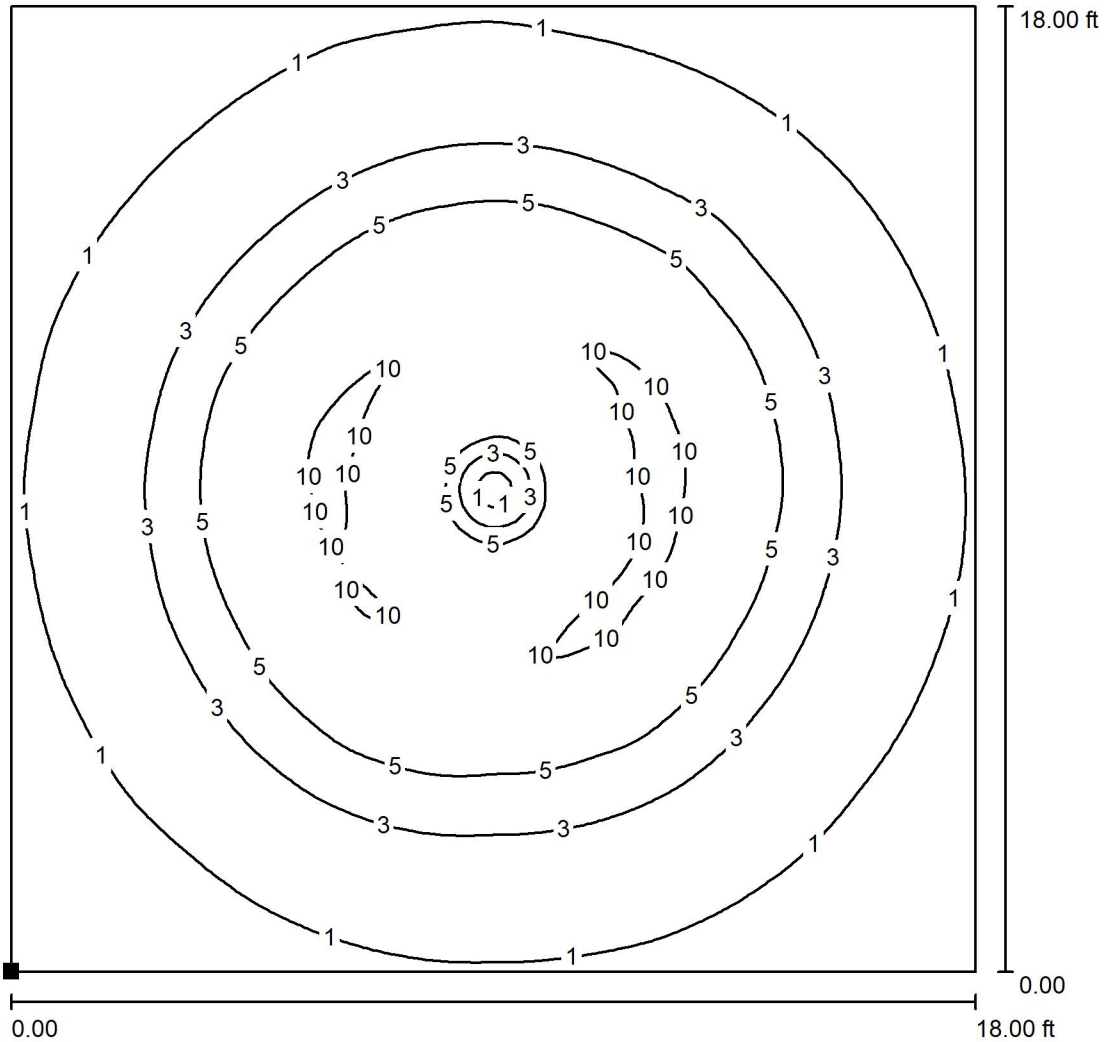


fc

Access Fixtures
40 Jackson St. Worcester, MA


Operator
Telephone 800-468-9925
Fax
e-Mail Sales@AccessFixtures.com

Exterior Scene 1 / Calculation Surface / Isolines (E, Perpendicular)



Values in Footcandles, Scale 1 : 43

Position of surface in external scene:
Marked point:
(-9.000 ft, -9.000 ft, 0.000 ft)



Grid: 128 x 128 Points

E_{av} [fc]
3.42

E_{min} [fc]
0.16

E_{max} [fc]
11


$u0$
0.046

E_{min} / E_{max}
0.014

Access Fixtures
40 Jackson St. Worcester, MA


Operator
Telephone 800-468-9925
Fax
e-Mail Sales@AccessFixtures.com

Exterior Scene 1 / Calculation Surface / Greyscale (E, Perpendicular)



Scale 1 : 47

Position of surface in external scene:
Marked point:
(-9.000 ft, -9.000 ft, 0.000 ft)



Grid: 128 x 128 Points

E_{av} [fc]
3.42

E_{min} [fc]
0.16

E_{max} [fc]
11


$u0$
0.046

E_{min} / E_{max}
0.014

Access Fixtures
40 Jackson St. Worcester, MA

Operator
Telephone 800-468-9925
Fax
e-Mail Sales@AccessFixtures.com


Exterior Scene 1 / Calculation Surface / Value Chart (E, Perpendicular)



Values in Footcandles, Scale 1 : 43

Not all calculated values could be displayed.

Position of surface in external scene:
Marked point:
(-9.000 ft, -9.000 ft, 0.000 ft)



Grid: 128 x 128 Points

E_{av} [fc]
3.42

E_{min} [fc]
0.16

E_{max} [fc]
11

$u0$
0.046

E_{min} / E_{max}
0.014